

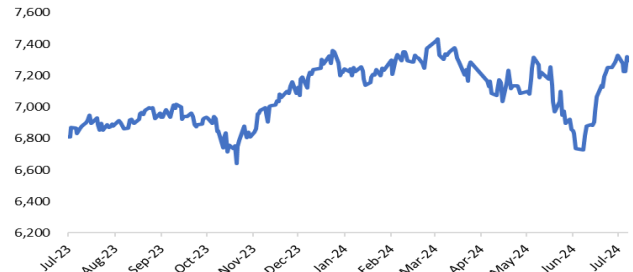
## TRADING IDEAS

| Kode | Rekomendasi | Take Profit | Stop Loss |
|------|-------------|-------------|-----------|
| JSMR | Buy         | 5425-5550   | 5175      |
| TPMA | Buy         | 740-760     | 695       |
| AUTO | Buy         | 2240-2280   | 2130      |
| HEAL | Buy         | 1345-1370   | 1295      |
| BREN | BoB         | 8825-9000   | 8600      |

## Market Review & Outlook

Industri Pengolahan di Kuartal II 2024 Tetap Kuat

IHSG Berpotensi Konsolidasi di Range 7235-7350



## MARKET INDEX

| Market             | Close    | +/-    | Chg %  |
|--------------------|----------|--------|--------|
| IHSG               | 7,294.5  | -26.6  | -0.36% |
| Nikkei             | 40,063.8 | -62.6  | -0.16% |
| Hangseng           | 17,417.7 | -360.7 | -2.03% |
| Kospi              | 2,795.5  | -28.9  | -1.02% |
| Strait Times Index | 3,447.6  | -529.2 | -0.68% |
| TWSE               | 22,869.3 | -529.2 | -2.26% |
| SET                | 1,317.1  | -7.6   | -0.58% |
| Shanghai           | 2,982.3  | 5.2    | 0.17%  |
| FTSE 100           | 8,155.7  | -49.2  | -0.60% |
| Xetra Dax          | 18,171.9 | -182.8 | -1.00% |
| Dow Jones          | 40,287.5 | -377.5 | -0.93% |
| Nasdaq             | 17,726.9 | -144.3 | -0.81% |
| S&P 500            | 5,505.0  | -39.6  | -0.71% |

## JCI DATA

|                       |        |
|-----------------------|--------|
| Volume (Mn Share)     | 14,620 |
| Value (Bn IDR)        | 9,518  |
| Freq (Thousand Times) | 1,011  |
| Market Cap (Tr IDR)   | 12,392 |

## FOREIGN TRANSACTION

|                         |        |
|-------------------------|--------|
| Net Buy (Sell) Daily Bn | 86.17  |
| Net Buy (Sell) YTD Tn   | -2.85  |
| Ownership (June)        | 45.67% |

Source : RTI, IDX

## COMMODITY

| Description                 | Last    | +/-    | Chg %  |
|-----------------------------|---------|--------|--------|
| Oil Price (Brent) USD/barel | 82.6    | -2.5   | -2.91% |
| Oil Price (WTI) USD/barel   | 80.1    | -2.7   | -3.25% |
| Gold Price USD/Ounce        | 2400.8  | -44.3  | -1.81% |
| Nickel-LME (US\$/ton)       | 15985.5 | -164.6 | -1.02% |
| Tin-LME (US\$/ton)          | 30845.0 | -544.0 | -1.73% |
| CPO Malaysia (RM/ton)       | 3961.0  | 24.0   | 0.61%  |
| Coal NWC (US\$/ton)         | 135.1   | 0.1    | 0.07%  |
| Natural Gas (US\$/MMBtu)    | 2.1     | 0.0    | 0.14%  |

## ECONOMIC CALENDAR

| COUNTRY      | EVENT               | ACTUAL | PREV  |
|--------------|---------------------|--------|-------|
| 19 July 2024 |                     |        |       |
| UK           | Retail Sales MoM    | -1.2%  | 2.9%  |
| JP           | Inflation Rate YoY  | 2.8%   | 2.8%  |
| 22 July 2024 |                     |        |       |
| CN           | Loan Prime Rate 1Y  |        | 3.45% |
| CN           | Loan Prime Rate 5Y  |        | 3.95% |
| ID           | M2 Money Supply YoY |        | 7.6%  |
| ID           | FDI YoY             |        | 15.5% |

## FX

| Description | Last   | +/-    | Chg % |
|-------------|--------|--------|-------|
| USD/IDR     | 16,190 | 33.00  | 0.20% |
| EUR/IDR     | 17,616 | -52.10 | 0.00% |

## DUAL LISTING

| Saham        | Mkt | US\$ | [+/-]  |
|--------------|-----|------|--------|
| Telkom (TLK) | NY  | 19.8 | -1.00% |

Harga Penutupan : 7/19/2024

## DISCLAIMER

This Document is for information only and for the use of the recipient. It is not to be reproduced or copied or made available to others. Under no circumstances is it to be considered as an offer to sell or solicitation to buy any security. Any recommendation contained in this report May not be suitable for all investors and strictly a personal view and should not be used as a sole judgment for investment. Moreover, although the information contained herein has been obtained from sources believed to be reliable, its accuracy, completeness and reliability cannot be guaranteed. All rights reserved by Mega Capital Sekuritas.

## Industri Pengolahan di Kuartal II 2024 Tetap Kuat

Kinerja lapangan usaha (LU) industri pengolahan pada kuartal II 2024 tetap kuat dan berada pada fase ekspansi (indeks >50%), tecermin dari PMI-BI triwulan II 2024 sebesar 51.97%, namun sedikit lebih rendah dari 52.80 pada kuartal sebelumnya. Berdasarkan sublapangan usaha (Sub-LU), sebagian besar Sub-LU berada pada fase ekspansi, dengan indeks tertinggi pada industri kulit, barang dari kulit dan alas kaki, diikuti industri pengolahan tembakau, serta industri mesin dan perlengkapan.

Adapun Pada kuartal III 2024, kinerja LU industri pengolahan diperkirakan kembali meningkat tecermin dari PMI-BI yang tercatat sebesar 54.18%. Seluruh Sub-LU juga diperkirakan berada pada fase ekspansi, dengan indeks tertinggi pada industri pengolahan tembakau, diikuti industri furnitur dan industri barang galian bukan logam.

## GLOBAL SENTIMENT

**Bursa Saham Global Kompak Melemah setelah “Global IT Blackout”.** Indeks-indeks saham global, di AS dan Eropa melemah pada perdagangan Jumat (19/7). Pelemahan tersebut disebabkan oleh koreksi signifikan pada saham-saham teknologi global setelah “IT blackout” yang sempat menghentikan operasional usaha dan layanan pemerintahan di berbagai negara. Hingga saat ini pelaku pasar masih menghitung dampak kerugian akibat gangguan sistem teknologi tersebut. Selain itu, pelemahan indeks-indeks utama AS juga disebabkan oleh rotasi portofolio ke saham-saham berkapitalisasi kecil yang diuntungkan dari pemangkasan suku bunga The Fed, indeks RUT mencatatkan koreksi lebih rendah dibandingkan indeks utama lain. Beralih ke Asia, pelaku pasar merespons negatif hasil “Third Plenum” yang diadakan oleh Partai Komunis Tiongkok. Pasalnya para pejabat Tiongkok tidak memberikan tambahan stimulus dan langkah konkrit untuk mendukung tujuan ekonomi yang diharapkan. Hari ini pelaku pasar akan mencermati perkembangan Pilpres di AS setelah Biden memutuskan untuk mundur dari pencalonan dan mengusulkan Kamala Harris untuk maju dari partai Demokrat.

**Bursa Domestik.** Pada perdagangan Jumat, 19 Juli 2024 IHSG di tutup melemah sebesar 0.36% ke level 7294. Pelemahan ini sejalan dengan pelemahan yang terjadi di bursa regional Asia. Investor asing mencatat net buy atau beli bersih sebesar Rp 86.17 miliar di seluruh pasar. Sementara itu, akumulasi net buy asing dalam sepekan mencapai Rp1.90 triliun. Net buy terbesar hari Jumat terjadi pada BBRI senilai Rp 117.86 miliar dan BBKA Rp 101.49 miliar. Secara sektoral, mayoritas sektor melemah kecuali sektor kesehatan yang menguat 0.72%. Hari ini pasar domestik menantikan data investasi riil oleh BKPM. Kondisi ini diyakini mempengaruhi pandangan pasar terhadap outlook ekonomi jelang pelantikan Presiden dan Wakil Presiden di Oktober 2024 mendatang.

**Komoditas Batu Bara.** Harga batu bara global kompak melemah setelah rilis prediksi laporan terbaru dari International Energy Agency (IEA) yang memperkirakan permintaan listrik global tahun ini akan tumbuh sekitar 4%. Tidak hanya dari batu bara, namun permintaan listrik tersebut juga akan bersumber dari energi terbarukan yang ramah lingkungan. Harga batu bara Newcastle untuk pengiriman Agustus 2024 melemah ke level US\$ 139/ Ton dan melemah ke US\$ 139.5/ Ton untuk September 2024.

### DISCLAIMER

This Document is for information only and for the use of the recipient. It is not to be reproduced or copied or made available to others. Under no circumstances is it to be considered as an offer to sell or solicitation to buy any security. Any recommendation contained in this report May not be suitable for all investors and strictly a personal view and should not be used as a sole judgment for investment. Moreover, although the information contained herein has been obtained from sources believed to be reliable, its accuracy, completeness and reliability cannot be guaranteed. All rights reserved by Mega Capital Sekuritas.

## JCI REVIEW & OUTLOOK

Indeks Harga Saham Gabungan IDX, 1D, IDX 07.304,5859 H7.315,1392 L7.249,8169 C7.294,4951 -26,5757 (-0,36%)



TradingView

IDR  
7.600,0000  
7.400,0000  
7.200,0000  
7.000,0000  
6.850,0000  
6.730,0000  
6.605,0000  
6.485,0000

**IHSG** saat ini bertahan diatas neckline expanding triangle pattern dan harga berada dilevel fibonanci 78.6%, berpotensi menguat ke harmonic resistance didukung stochastic bullish crossover. IHSG diperkirakan bergerak konsolidasi menguat terbatas pada rentang 7235-7350.

|                 | 1    | 2    | 3    |
|-----------------|------|------|------|
| <b>Support</b>  | 7235 | 7170 | 7100 |
| <b>Resisten</b> | 7350 | 7400 | 7450 |

## STOCKS PICK

JASA MARGA, 1D, IDX 05.175 H5.350 L5.100 C5.350 +225 (+4,39%)



TradingView

IDR  
5.650  
5.350  
5.160  
5.150  
4.800  
4.600  
4.400  
4.200  
4.000  
7.309 M  
7.088 M  
33,70  
30,95  
0,00

**JSMR** bertahan diatas neckline pola double bottom diikuti kenaikan volume, berpeluang lanjut menguat menuju target pola double bottom didukung harga yang bertahan diatas MA 100.

**Rekomendasi** : Buy  
**Entry Level** : 5275-5350  
**Take Profit** : 5425-5550  
**Stop Loss** : 5175

TRANS POWER MARINE TBK, 1D, IDX 0710 H735 L710 C730 +20 (+2,82%)



TradingView

IDR  
800  
730  
670  
630  
590  
550  
510  
9.69 M  
6.968 M  
100,00  
75,00  
50,00  
27,45  
17,97  
0,00

**TPMA** berhasil rebound dari support uptrend channel line diikuti kenaikan volume, berpotensi lanjut menguat menuju resistance uptrend channel didukung oleh momentum stochastic bullish crossover.

**Rekomendasi** : Buy  
**Entry Level** : 710-725  
**Take Profit** : 740-760  
**Stop Loss** : 695

### DISCLAIMER

This Document is for information only and for the use of the recipient. It is not to be reproduced or copied or made available to others. Under no circumstances is it to be considered as an offer to sell or solicitation to buy any security. Any recommendation contained in this report May not be suitable for all investors and strictly a personal view and should not be used as a sole judgment for investment. Moreover, although the information contained herein has been obtained from sources believed to be reliable, its accuracy, completeness and reliability cannot be guaranteed. All rights reserved by Mega Capital Sekuritas.

## STOCK PICK

ASTRA OTOPARTS TBK, 1D, IDX O2.130 H2.230 L2.120 C2.210 +80 (+3,76%)



TradingView

**AUTO** breakout minor sideways didukung spike volume, berpotensi lanjut menguat menuju dynamic resistance berikutnya, dikonfirmasi oleh stochastic yang berpotensi bullish crossover pada area neutral.

Rekomendasi : Buy  
 Entry Level : 2170-2210  
 Take Profit : 2240-2280  
 Stop Loss : 2130

MEDIKALOKA HERMINA TBK, 1D, IDX O1.300 H1.335 L1.300 C1.335 +40 (+3,09%)



TradingView

**HEAL** membentuk marobozu candle dan harga bertahan diatas lower band BB berp peluang lanjut menguat menuju upper band BB, didukung oleh MACD golden-cross.

Rekomendasi : Buy  
 Entry Level : 1310-1330  
 Take Profit : 1345-1370  
 Stop Loss : 1295

BARITO RENEWABLES ENERGY TBK, 1D, IDX O8.725 H9.050 L8.375 C8.725 +25 (+0,29%)



TradingView

**BREN** rebound dari support lower band BB dan harga bertahan diatas MA 100, berpotensi lanjut rally menuju classic resistance terdekat, didukung oleh stochastic bullish crossover dan spike volume.

Rekomendasi : Buy If Break  
 Entry Level : >8725  
 Take Profit : 8825-9000  
 Stop Loss : 8600

### DISCLAIMER

This Document is for information only and for the use of the recipient. It is not to be reproduced or copied or made available to others. Under no circumstances is it to be considered as an offer to sell or solicitation to buy any security. Any recommendation contained in this report May not be suitable for all investors and strictly a personal view and should not be used as a sole judgment for investment. Moreover, although the information contained herein has been obtained from sources believed to be reliable, its accuracy, completeness and reliability cannot be guaranteed. All rights reserved by Mega Capital Sekuritas.

## STOCKS MARKET NEWS

- **ROTI: Penjualan Capai Rp1.92 Tn pada Semester I/2024**

Produsen Sari Roti entitas Grup Salim, PT Nippon Indosari Corpindo Tbk. (ROTI) membukukan penjualan senilai Rp1.92 Tn pada semester I/2024, naik 5.46% yoy dibandingkan periode 2023 senilai Rp1.82 Tn. Sejalan dengan pertumbuhan penjualan, beban pokok penjualan ikut meningkat tetapi dengan pertumbuhan yang lebih rendah dari penjualan, yakni sebesar Rp884 Bn (+2.23% yoy), dan laba bruto tercatat sebesar Rp1.03 Tn. Setelah dikurangi pajak, laba periode berjalan yang dapat diatribusikan kepada pemilik entitas induk senilai Rp144.63 Bn, naik 21,81% YoY dari posisi Rp118.75 Bn pada semester I/2023.

- **TPIA: Optimalkan Tiga Pelabuhan Anak Usaha**

PT Chandra Asri Pacific Tbk (Chandra Asri Group) atau (TPIA) melalui anak usahanya, yakni PT Chandra Pelabuhan Nusantara (CPN) tengah mengoperasikan solusi terintegrasi berupa pelayanan ke pelabuhan laut (jasa bongkar muat dan jasa tambat) dan penyimpanan curah cair (penyewaan tangki) bagi berbagai industri di Cilegon dan sekitarnya. CPN mengoperasikan tiga dermaga strategis di Selat Sunda dengan total kapasitas 96.000 DWT untuk berbagai produk dan fasilitas tangki sebesar 518.000 kubik meter untuk naphtha, ethylene, propylene, pyrolysis gasoline (Py-Gas) dan lainnya. Adapun proses pengajuan konsesi ditargetkan selesai pada tahun 2025. Kehadiran CPN ini berpotensi dapat memberikan nilai tambah bagi para pemangku kepentingan termasuk pelanggan, investor, dan masyarakat.

- **MEDC: Perluas Penggunaan Panel Surya**

PT Medco Energi Internasional Tbk (MEDC) terus berkomitmen mendukung penggunaan energi bersih dengan memperluas panel surya di wilayah operasi hulu migas perseroan. Hingga saat ini, MEDC telah memasang panel surya di 18 lokasi operasi hulu migas, baik di fasilitas onshore maupun offshore dengan total kapasitas 422 kilo watt peak (kWp). Pemanfaatan tersebut berhasil mengurangi emisi GRK (Gas Rumah Kaca) sebanyak 1.597 ton CO2 per tahun dan juga mengurangi penggunaan bahan bakar fosil. Aspirasi MEDC melalui strategi ini adalah mencapai Net Zero Emission Cakupan 1 dan 2 pada 2050 dan Cakupan 3 pada 2060.

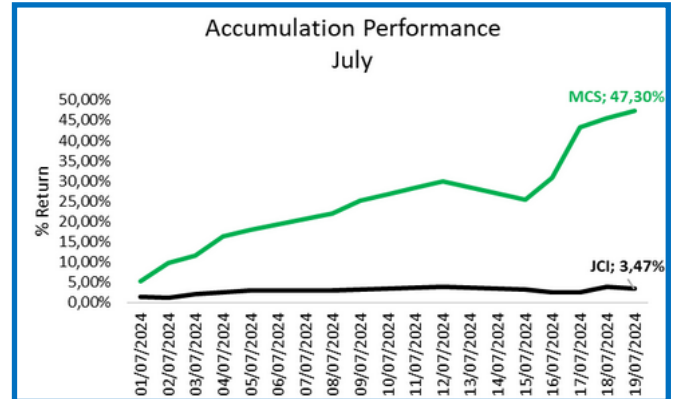
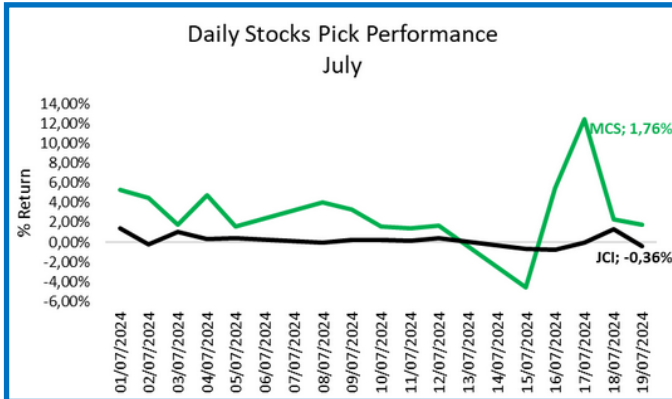
- **BKSL: Berencana Menjual Dua Bidang Tanah Seluas 152 ha**

PT Sentul City Tbk. (BKSL) berencana menjual dua bidang tanah seluas total 152 hektare (ha) di Sentul City, Bogor, Jawa Barat senilai 593 juta ringgit Malaysia atau setara Rp 2 triliun ke Genting Plantations Bhd (GenP), perusahaan yang 55% sahamnya dipegang Genting Bhd. Akuisisi ini ditargetkan tuntas pada tahun ini dan bertujuan memperluas kehadiran perseroan di Indonesia. Rincinya, luas bidang lahan pertama mencapai 80 ha dengan nilai transaksi Rp 1,76 triliun, sedangkan yang kedua mencapai 72 ha senilai Rp 288 miliar.

#### DISCLAIMER

This Document is for information only and for the use of the recipient. It is not to be reproduced or copied or made available to others. Under no circumstances is it to be considered as an offer to sell or solicitation to buy any security. Any recommendation contained in this report May not be suitable for all investors and strictly a personal view and should not be used as a sole judgment for investment. Moreover, although the information contained herein has been obtained from sources believed to be reliable, its accuracy, completeness and reliability cannot be guaranteed. All rights reserved by Mega Capital Sekuritas.

## REVIEW STOCKS PICK



## CORPORATE ACTION CALENDAR

| DATE       | TICKER | TIME  | ACTION |
|------------|--------|-------|--------|
| 22/07/2024 | JATI   | 14.00 | RUPS   |
| 25/07/2024 | INAF   | 13.00 |        |
| 26/07/2024 | GGRP   | 10.00 |        |

### DISCLAIMER

This Document is for information only and for the use of the recipient. It is not to be reproduced or copied or made available to others. Under no circumstances is it to be considered as an offer to sell or solicitation to buy any security. Any recommendation contained in this report May not be suitable for all investors and strictly a personal view and should not be used as a sole judgment for investment. Moreover, although the information contained herein has been obtained from sources believed to be reliable, its accuracy, completeness and reliability cannot be guaranteed. All rights reserved by Mega Capital Sekuritas.

## Research Division

|                      |                                    |                  |       |
|----------------------|------------------------------------|------------------|-------|
| Cheril Tanuwijaya    | Cheril.tanuwijaya@megasekuritas.id | +62 21 7917 5599 | 62035 |
| Rifdah Fatin Hasanah | Rifdah.fatin@megasekuritas.id      | +62 21 7917 5599 | 62186 |
| Lia Andani           | Lia.Andani@megasekuritas.id        | +62 21 7917 5599 | 62431 |

## Retail Equity Sales Division

|                      |                                   |                  |       |
|----------------------|-----------------------------------|------------------|-------|
| Dewi Suryani         | dewi.suryani@megasekuritas.id     | +62 21 7917 5599 | 62441 |
| Ety Sulistyowati     | ety.sulistyowati@megasekuritas.id | +62 21 7917 5599 | 6240  |
| Fadel Muhammad Iqbal | fadel@megasekuritas.id            | +62 21 7917 5599 | 62164 |
| Syaifathir Muhamad   | fathir@megasekuritas.id           | +62 21 7917 5599 | 62179 |

### Fixed Income Sales & Trading

Tel. +62 7917 5559-62 Fax. +62 21 7917 5965

### Investment Banking

Tel. +62 21 7917 5599 Fax. +62 21 7919 3900

**. Mega Capital Sekuritas**  
Menara Bank Mega Lt. 2  
Jl. Ka P. Tendean, Kav 12-14 A  
Jakarta Selatan 12790

#### DISCLAIMER

This Document is for information only and for the use of the recipient. It is not to be reproduced or copied or made available to others. Under no circumstances is it to be considered as an offer to sell or solicitation to buy any security. Any recommendation contained in this report May not be suitable for all investors and strictly a personal view and should not be used as a sole judgment for investment. Moreover, although the information contained herein has been obtained from sources believed to be reliable, its accuracy, completeness and reliability cannot be guaranteed. All rights reserved by Mega Capital Sekuritas.